



## PIBV2 Supervisory Switch

*Safe Signal's PIBV2 supervisory switch monitors the open position of post indicator and butterfly control valves.*



### Features

---

- NEMA 3R rated enclosure
- Bi-directional actuator
- Easy single side conduit entry
- Adjustable length actuator with breakaway feature
- Built to accommodate up to 12 AWG wire
- Two sets of SPDT contacts enclosed in a durable terminal block
- 100 percent synchronization activates alarm panel and local bell simultaneously
- Operating temperature range –40°F to 120°F (–40°C to 49°C)
- Tamper resistant cover screws

**Robust Construction:** The PIBV2's rugged housing is intended for indoor and outdoor use. When installed with the actuator in the vertical position, the PIBV2 is NEMA 3R rated per UL.

**Application Flexibility:** The PIBV2 features a flexible design, which accommodates post indicator, butterfly, and many other types of wall post, recessed wall post and pressure reducing valves. The PIBV2's unique bi-directional actuator allows the unit to be installed in either rising or falling flag installations.

**Simplified Installation:** Installation is made easier with the PIBV2's single side conduit entrance. By providing a direct conduit pathway to the electrical source, right angle fittings are not required. Installation is further simplified by the PIBV2's adjustable length actuator with a convenient breakaway feature for installation on shorter valves. This eliminates the need for cutting the shaft.

**Reliable Performance:** The PIBV2 has 100 percent synchronization which activates the alarm panel and local bell simultaneously. In addition, the switch is designed to operate in temperatures ranging from –40°F to 120°F (–40°C to 49°C). The PIBV2 is equipped with tamper resistant cover screws to prevent unauthorized entry. Inside, two sets of SPDT (Form C) synchronized switches are enclosed in a durable terminal block to assure reliable performance.

### Agency Listings

---



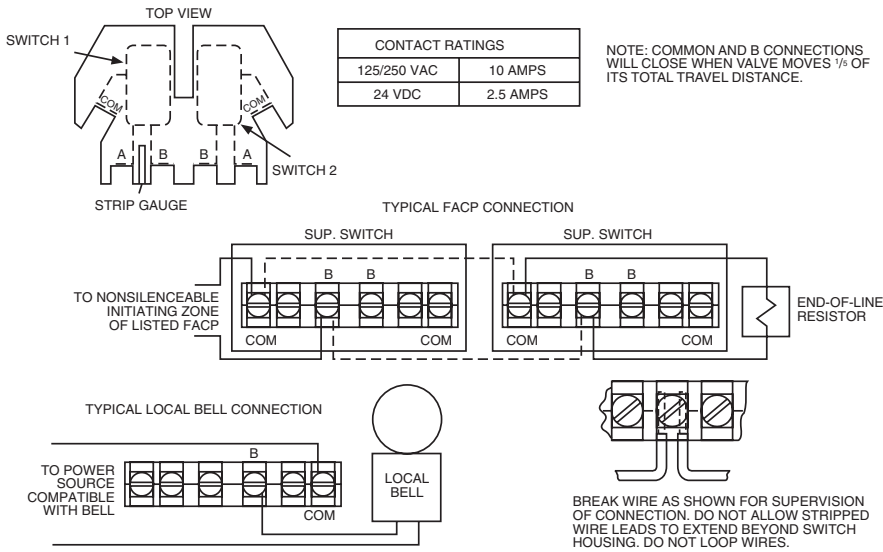
# PIBV2 Specifications

## Architectural/Engineering Specifications

Model shall be model number PIBV2 Post Indicator Butterfly Valve supervisory switch as manufactured by Safe Signal. PIBV2 shall be installed on each valve as designated on the drawings and/or as specified herein. Switches shall be mounted so as not to interfere with the normal operation of the valve and shall be adjusted to operate within two revolutions of the valve control or when the valve flag has moved no more than one-fifth of the distance from its normal position. The mechanism shall be contained in a weatherproof die cast metal housing, which shall provide a side entrance for 1/2" conduit and incorporate a 1/2" NPT nipple for attachment to the valve body. A grounding provision is provided. The switch assembly shall include two switches each with a rated capacity of 10 Amp @ 125/250V AC and 2.5 Amp @ 24V DC. The cover shall contain tamper-resistant screws for which a security wrench will be provided with each switch. PIBV2 shall be Underwriters Laboratories listed for indoor or outdoor use. The PIBV2 shall be Factory Mutual, CSFM, and MEA approved.

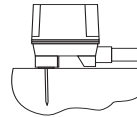
Physical Specifications		Operating Specifications	
<b>Overall Switch Dimensions</b>	4 1/4" H x 3 1/2" W x 3 1/4" D (10.8cm x 8.9cm x 8.2cm)	<b>Contact Ratings</b>	Two sets of SPDT (Form C) 10.0 A @ 125/250V AC; 2.5 @ 6/12/24V DC
<b>Shipping Weight</b>	2 lbs. (0.9 kg)	<b>Enclosure Rating</b>	UL indoor/outdoor NEMA 3R when mounted with the actuator vertical
<b>Operating Temperature Range</b>	-40°F to 120°F (-40°C to 49°C)	<b>Cover Tamper Switch</b>	Standard with ULC model Optional for UL model, part no. 546-7000
<b>Maximum Stem Extension</b>	35/32" (8.0 cm)	<b>Service Use</b>	Automatic Sprinkler: NFPA 13 One or Two Family Dwelling: NFPA 13D Residential Occupancies up to 4 stories: NFPA 13R National Fire Alarm code: NFPA 72
<b>Mounting</b>	1/2" NPT nipple	<b>Warranty</b>	3 years
<b>Conduit Entrances</b>	One single side open for 1/2" conduit	<b>U.S. Patent No.</b>	5,213,205

## Electrical Connections for PIBV2

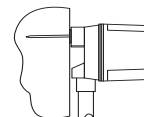


## PIBV2 Mounting

The following are examples of acceptable mounting positions:

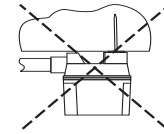


Actuator Vertical (Down)



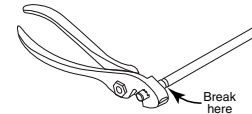
Actuator Horizontal

The following mounting position is not acceptable:



Actuator Vertical (Pointing Up)

Actuating Arm Breakaway Feature:



## Ordering Information

Part No.	Description		
PIBV2	Post Indicator/Butterfly valve supervisory switch		
PIBV2A	Post Indicator/Butterfly valve supervisory switch (ULC model)		
<b>Accessories</b>			
A3010-00	Replacement hardware kit (wrenches, screw pack)	WFDW	Replacement tamper proof wrench for cover
546-7000	Cover tamper switch kit	HEXW	Replacement hex wrench
S07-66-XX	Tamper screws for cover		



Phone: 844-597-8655  
www.safesignalsprinkler.com

©2021 Safe Signal.  
Product specifications subject to change without notice. Visit safesignalsprinkler.com for current product information, including the latest version of this data sheet.  
WFDS74701 • 9/21